



SSG PISTOLEROS e.V. - Training Match II/26 - Stage 1

by Daniel Lorscheidt

Start Position:

Start position ist behind the Table facing downrange with wrists below belt. Handgun is loaded and placed on Table in safe direction, as shown by Rangeofficer.

Procedure:

On the audible start signal, engage all targets from within the shooting area.

Scoring Best 2 hits on paper.


Course Type Short

Rounds 8 (40 points)

Time Start Audible

Ready Cond Loaded and placed on table

Targets 4 IPSC targets



SSG PISTOLEROS e.V. - Training Match II/26 - Stage 1

by Daniel Lorscheidt

WRITTEN STAGE BRIEFING

Welcome to Stage 1.

Stage 1 is a 8 round, maximum 40 points Shortcourse with maximum distance of 10 Meters. There are 4 classic targets and minimum 2 hits per Target to be scored. The start signal is audible.

Start position ist behind the Table facing downrange. Gun is loaded and placed on the table in safe direction.



SSG PISTOLEROS e.V. - Training Match II/26 - Stage 2

by Daniel Lorscheidt

Start Position:

The start position is standing on the mark, facing down range with wrists below belt. Handgun is loaded and holstered.

Procedure:

On the audible start signal, engage all targets from within the shooting area.

Scoring Best 2 hits on paper.


Course Type Medium

Rounds 16 (80 points)

Time Start Audible

Ready Cond Loaded

Targets 7 IPSC targets
2 IPSC poppers



SSG PISTOLEROS e.V. - Training Match II/26 - Stage 2

by Daniel Lorscheidt

WRITTEN STAGE BRIEFING

Welcome to Stage 2.

Stage 2 is a 16 round, maximum 80 points Mediumcourse with maximum distance of 10 Meters. There are 7 classic targets with minimum 2 hits per Target to be scored and 2 IPSC Popper. The start signal is audible.

Start position is on the mark facing downrange. Gun is loaded and holstered.



SSG PISTOLEROS e.V. - Training Match II/26 - Stage 3

by Daniel Lorscheidt

Start Position:

The start position is anywhere on the shootingstage, facing down range with wrists below belt. Handgun is loaded and holstered.

Procedure:

On the audible start signal, engage all targets from within the shooting area.

Scoring Best 2 hits on paper.

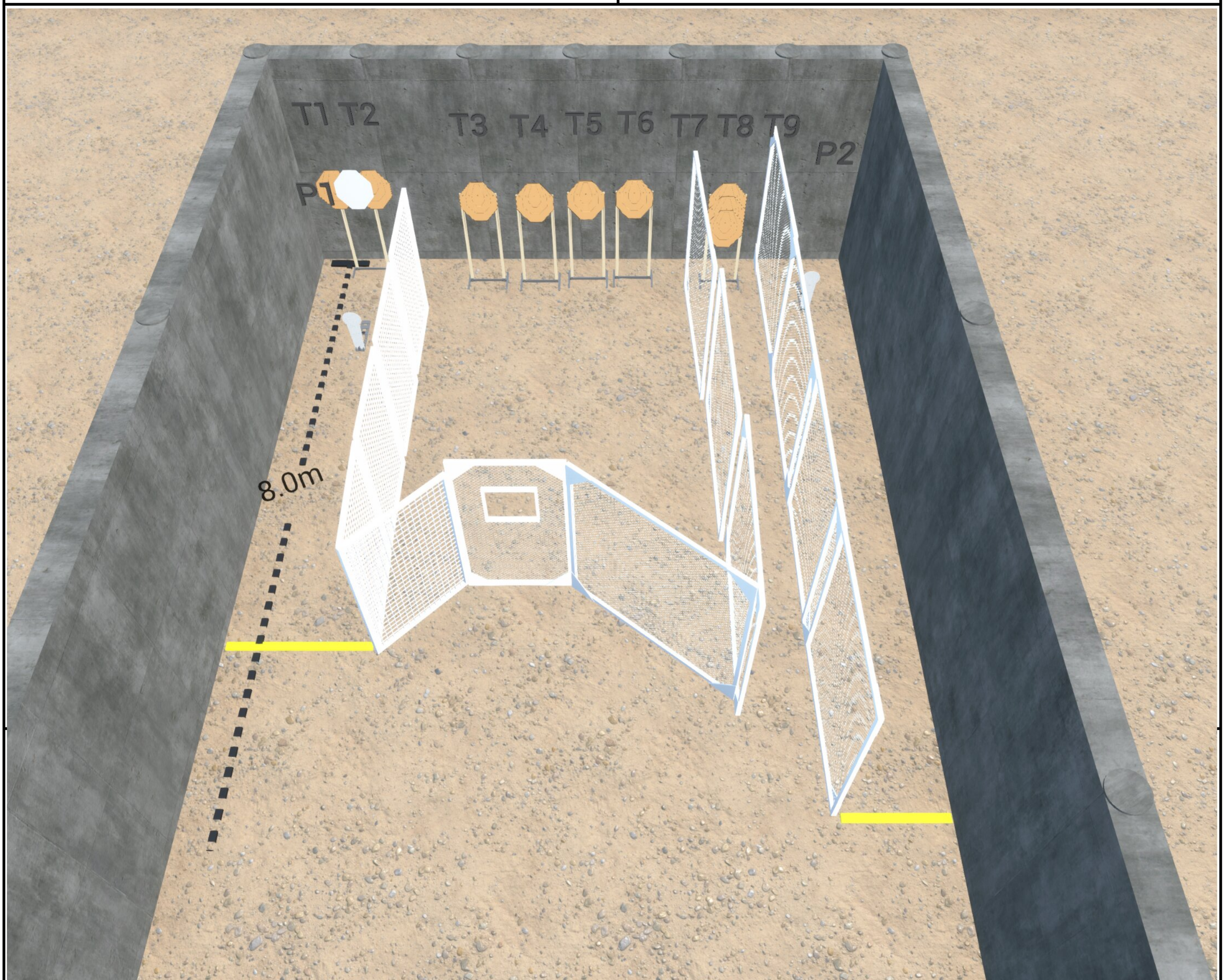
Course Type Medium

Rounds 20 (100 points)

Time Start Audible

Ready Cond Loaded

Targets 9 IPSC targets
2 IPSC mini poppers
1 No-shoot



SSG PISTOLEROS e.V. - Training Match II/26 - Stage 3

by Daniel Lorscheidt

WRITTEN STAGE BRIEFING

Welcome to Stage 3.

Stage 3 is a 20 round, maximum 100 points Mediumcourse with maximum distance of 10 Meters. There are 9 classic targets with minimum 2 hits per Target to be scored and 2 IPSC Popper, steel must fall to be scored.

The start signal is audible.

Start position is anywhere on shootingstage facing downrange. Gun is loaded and holstered.



SSG PISTOLEROS e.V. - Training Match II/26 - Stage 4

by Daniel Lorscheidt

Start Position:

The start position is anywhere on the shootingstage, facing down range with wrists below belt. Handgun is loaded and holstered.

Procedure:

On the audible start signal, engage all targets from within the shooting area.

Scoring Best 2 hits on paper.


Course Type Short

Rounds 10 (50 points)

Time Start Audible

Ready Cond Loaded

Targets 4 IPSC targets
2 IPSC poppers
2 No-shoots



SSG PISTOLEROS e.V. - Training Match II/26 - Stage 4

by Daniel Lorscheidt

WRITTEN STAGE BRIEFING

Welcome to Stage 4.

Stage 4 is a 10 round, maximum 50 points Shortcourse. Maximum distance 15 Meters. There are 4 classic targets with minimum 2 hits per Target to be scored, and 2 IPSC Popper. The start signal is audible.

Start position is anywhere on shootingstage facing downrange. Gun is loaded and holstered.